

for education project  
jarome adams tuscaloosa middle school  
science class in field  
grp looking at compass  
teacher jarome adams, candis george,  
tripp ~~xxx~~ powell

SAVE ID SHEET

COLOR

1273

Photographer

Neg. No.

PHOTOGRAPHIC WORK ORDER

INTER-OFFICE

Birmingham News

Photographic Department

GIVE TO JOE

ATTENTION JOE SONGER

(THIS SIDE TO BE FILLED OUT BY PERSON REQUESTING SERVICE)

Date of

THURS.

10 AM

No. of

Assgn.

May 20

Time

~~10 AM~~ 10 AM

Photos

as needed

Column

Photos Used on:

Time or

Layout

News ( )

Day or Date

ed. project

Edition

rop

To work with

C. Dean

Authorized

Signature

Thy / Lulesu  
ed.

Meet at: Assignment ( ) City Room ( ) Dept. Charged

H 348-7733

64759-3778

SUBJECT Several assgn. at Tuscaloosa Middle School.

1: Science Teacher Jerome Adams. He uses an old trail behind school as an outdoor classroom to teach kids about nature, about science. Want shot of class on the trail.

2: Art Teacher Ann Foster at work in her class with students. Not all schools have an art teacher and part of the reform push is to put them in more schools.

REMARKS 3: Math teacher Carrie Crossley. She teaches math with a lot of hands-on examples of how math works in the real world...not just from a book. Looking for pix of some of that kind of hands-on teaching.

ADDRESS: 315 McFarland Blve. East. First a right just past University Blvd. exit and school will be on your right. Principal is Jean Dowdle..she,s

(Photo identification and costs listed on back this order)

expecting you...she's very helpful.



PHOTO IDENTIFICATION

To be filled in by Photographer  
Fully identify each photo. List persons appearing in Photo.  
Left to right. 1st row: sitting or standing

Buddy Duvall

Andis George  
Tripp Powell

~~CA~~

BEN GINN

LAUREN RICE

CLEOPAS JONES

CARRIE CROSSLEY

TEACHER

REMARKS

ANN POSTER-TEACHER

RON PEOPLES

TEACHER

KELVIN BURTON

KERRI ASH



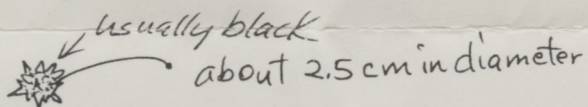
# Nature Scavenger Hunt

Work in groups of 4. ~~or~~ sack

Take things to the box marked with your group number.

Items to gather:

1. sweet gum ball




2. sweet gum leaf (star shaped)

3. pine cone

4. pine needles (green)

5. sassafras leaf



There are 3 types on the same tree.

6. a compound leaf

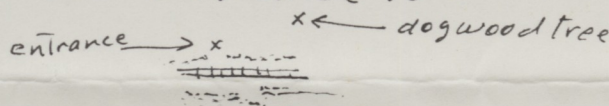
examples:

Chinaberry

mimosa

box elder

7. Compass direction of dogwood tree on top of hill (marked) from our entrance to the cemetery



8. name and dates from any one of the tombstones

When you are finished with your gathering, stay near your box to prevent others from stealing your gathered items. We will look at the items as a class when finished.